



# Discover collecting fun with The Amazing Lincoln Cent!

**Coin collecting has been around** for thousands of years, and is an exciting way to bring the past to life! Plus, there are so many great things to learn about coins. Today, one of the most popular coins in America is the Lincoln cent. Let's find out why!



## What's on your penny?



**Motto**

**Liberty**

Honors  
America's freedom

**Date**

Year the coin was made

**Mint Mark**

Where the coin was made

**Engraver's Initials**

Initials of Victor D. Brenner,  
who made the obverse design

**OBVERSE (Heads)**

**Motto**

This Latin phrase translates  
to "Out of many, one"

**Coin's edge, or "rim"**

**Lincoln Memorial**

A building in Washington, D.C.  
dedicated to Abraham Lincoln

**Engraver's Initials**

Initials of Frank Gasparro,  
who made the reverse design

**Denomination**

How much the coin is worth

**REVERSE (Tails)**

**Did you know** that Abraham Lincoln  
is hidden on the reverse of the cent, too?  
See if you can find him!

*Try not to peek – but the answer is below!*

## History of the Lincoln Cent

The Lincoln cent may be the only U.S. penny you've ever seen. It's been used for more than 100 years – it's even older than your great-grandparents! Try to imagine when these coins were first made in 1909...

- **Computers & cellphones** hadn't been invented yet

- **Very few people had cars**
- **A newspaper cost a penny**

A lot has changed since then! But one thing is still the same – people love to collect Lincoln cents. That's because they honor one of our country's most famous presidents!



## Who was Abraham Lincoln?

Mr. Lincoln was born in a tiny log cabin in 1809. When he was young he didn't have much, but he studied and loved to read. Because of his hard work, in 1861 he became president of the United States!

As president, he led our country

through the Civil War. He's shown on the obverse of the Lincoln cent, which was first made in 1909 to celebrate what would have been Abraham Lincoln's 100th birthday.




**Turn over to start  
your collection!** →



2000	2001	2001-D	2004	2005	2005-D	2007	2007-D
2008	2008-D	2009 Birthplace	2009-D Birthplace	2009 Formative Years	2009-D Formative Years	2009 Professional Life	2009-D Professional Life
2009 Presidency	2009-D Presidency	2010 Union Shield	2010-D Union Shield				

**Have you seen some different designs on the cent recently?**

In 2009, four special penny designs celebrated Abraham Lincoln's 200th birthday. Then, in 2010, a new design showed the Union Shield. It honors the way Mr. Lincoln kept America together (united) through the Civil War.



**Finding the Mint Mark**

Do some of your pennies have a letter under the date? That's called a mint mark!



Philadelphia - no mint mark



Denver - "D" mint mark

*Now that you've learned about Lincoln and his coin, it's time to...*

# Collect the Lincoln Cent!


**Reverse Designs:**



**Here's how to get started:**

1. Find the **year** and **mint mark** (if there is one) on each coin.
2. Place each coin with its labeled circle above.
3. Look for the special reverse designs that are shown to the left, too!
4. Keep your eyes open for other Lincoln pennies that you can add to your collection.

**Keep your coins safe:**



Many collectors store their coins in folders like these to keep them safe and organized!

*Congratulations – you're a cent collector!*

Visit [LittletonCoin.com/LincolnCent4Kids](http://LittletonCoin.com/LincolnCent4Kids) to find out more about coin collecting!

